

VitalAuditor™

What's New

January 12, 2023

Maintenance Release Only

No new features are included with this release.

December 8, 2022

Maintenance Release Only

No new features are included with this release.

November 17, 2022

Maintenance Release Only

No new features are included with this release.

November 3, 2022

Maintenance Release Only

No new features are included with this release.

October 20, 2022

Maintenance Release Only

No new features are included with this release.

October 06, 2022

Maintenance Release Only

No new features are included with this release.

September 22, 2022

Maintenance Release Only

No new features are included with this release.

September 8, 2022

Maintenance Release Only

No new features are included with this release.

August 25, 2022

Maintenance Release Only

No new features are included with this release.

August 11, 2022

Maintenance Release Only

No new features are included with this release.

July 28, 2022

Maintenance Release Only

No new features are included with this release.

July 14, 2022

Maintenance Release Only

No new features are included with this release.

June 30, 2022

Vitalware Dashboard Improvement

Vitalware dashboard **Reference Documents** are now sorted in descending order by default so the newest documents are listed first.

June 16, 2022

Maintenance Release Only

No new features are included with this release.

June 2, 2022

Maintenance Release Only

No new features are included with this release.

May 19, 2022

Maintenance Release Only

No new features are included with this release.

May 5, 2022

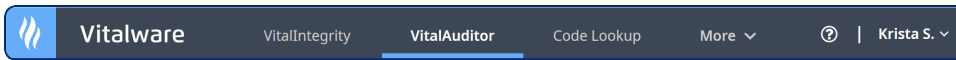
Maintenance Release Only

No new features are included with this release.



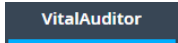



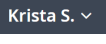

April 21, 2022

New Title bar implemented

A new **Title** bar designed for the VitalAuditor by Health Catalyst brand has been implemented with this release.



Features of the new bar are:

- You can click on the Vitalware logo () to return to the main Vitalware dashboard. This feature replaces the **Home** icon () on the former bar.
- Tabs for each of your Vitalware products () display across the bar with a blue line on the tab in focus. This feature replaces the **Product** icon and dropdown list () on the former bar.
- You can find the same **Help** information as before (What's New?, Online Help, User Guide) by clicking the newly styled **Help** icon () on the right side of the bar. This icon replaces the **Help** icon () on the former bar.
- You can log out by clicking on the new **Profile** dropdown list () and selecting **Logout**. This replaces the **Profile** icon () and dropdown list on the former bar.



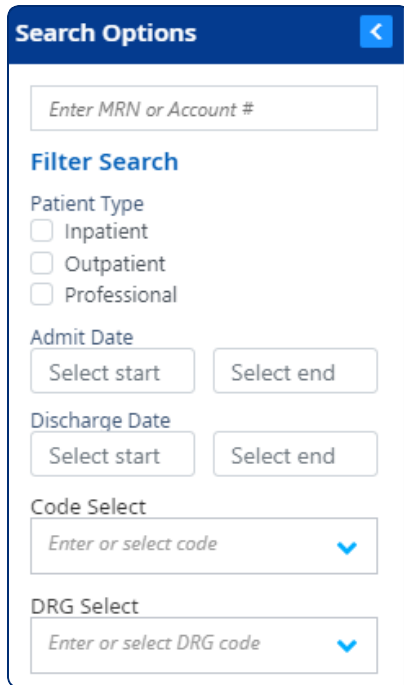
Note: The former bar included a **Gear** icon intended for future use that is not included on the new **Title** bar.

The replaced **Title** bar is displayed below for your reference.



Dropdown list icons restyled

The dropdown **Caret** icons (▾) on all VitalAuditor screens have been restyled to the VitalAuditor by Health Catalyst style (▼). This change does not affect functionality.



The screenshot shows a 'Search Options' dialog box with a blue header and a back arrow. It contains a search input field for 'Enter MRN or Account #'. Below this is a 'Filter Search' section with three radio buttons for 'Patient Type': 'Inpatient', 'Outpatient', and 'Professional'. There are two date selection sections: 'Admit Date' and 'Discharge Date', each with 'Select start' and 'Select end' buttons. At the bottom, there are two dropdown menus: 'Code Select' and 'DRG Select', both with the placeholder text 'Enter or select code' and a blue downward arrow icon (▼).

April 7, 2022

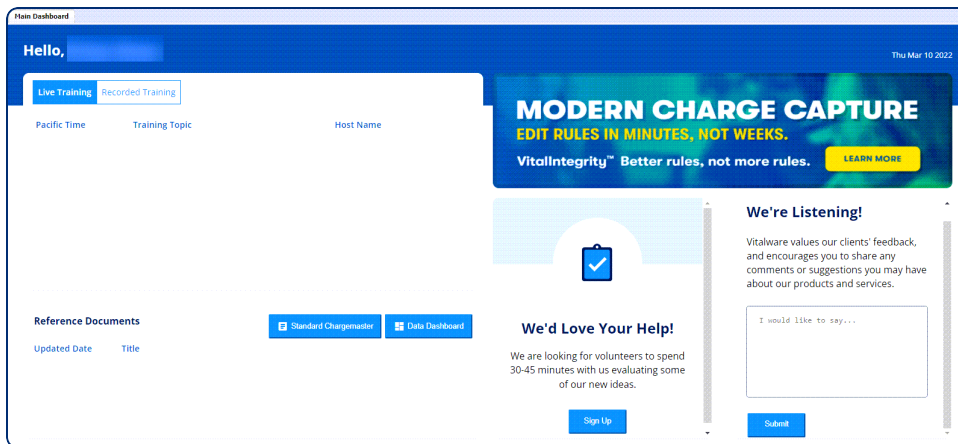
Maintenance Release Only

No new features are included with this release.

March 24, 2022

Chargemaster feature added to dashboard

A new chargemaster feature has been added to the Vitalware dashboard. Click the **Standard Chargemaster** button in the **Reference Documents** section to download and view examples of some commonly used chargemaster fields.



Note: The examples provided are not intended to be a comprehensive list. Consult with your internal compliance officer to ensure your configuration meets all applicable regulatory requirements.

March 10, 2022

Maintenance Release Only

No new features are included with this release.

February 24, 2022

Maintenance Release Only

No new features are included with this release.

February 10, 2022

Maintenance Release Only

No new features are included with this release.

January 27, 2022

Maintenance Release Only

No new features are included with this release.

January 13, 2022

Maintenance Release Only

No new features are included with this release.

December 9, 2021

Maintenance Release Only

No new features are included with this release.

November 18, 2021

Maintenance Release Only

No new features are included with this release.

November 4, 2021

Maintenance Release Only

No new features are included with this release.

October 21, 2021

Maintenance Release Only

No new features are included with this release.

October 7, 2021

Maintenance Release Only

No new features are included with this release.

September 23, 2021

Maintenance Release Only

No new features are included with this release.

September 9, 2021

Maintenance Release Only

No new features are included with this release.

August 26, 2021

Maintenance Release Only

No new features are included with this release.

August 12, 2021











Maintenance Release Only

No new features are included with this release.

July 29, 2021

Adding Validation Indicators to deleted codes

Validation Indicator values are retained with, and can be added to, original codes you delete in your **Audit** pane.

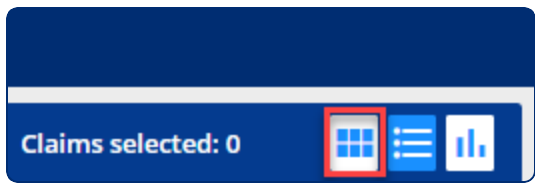
Audit 					Validate 
Diagnoses				Reason for Visit:	R79.82
Flag	Code	Description	VI	Notes	Actions
	R79.82	Elevated C-reactive protein (CRP)			
	R73.9	Hyperglycemia, unspecified			
	Z13.220	Encounter for screening for lipid disorders			
	E78.2	Mixed hyperlipidemia	OPV103		



July 15, 2021

Batch View icon behavior updated

The **Batch View** icon on your **Action** bar now functions as a standard icon, instead of a toggle icon. Move from view to view by clicking the **Batch View**, **Table View**, or **Reports View** icon.



July 1, 2021

Additional reports available

The following new reports have been added to the **Reports** page.

- **DRG NOS Summary** - summary of NOS (Not Otherwise Specified) DRGs.
- **DRG CC/MCC Capture Rate** - a break-down of CC (Complication or Comorbidity) and MCC (Major Complication or Comorbidity) DRG counts
- **Total Financial Impact by MS-DRG** - a break-down of potential financial impacts for each MS-DRG
- **Case Mix Index** - Medicare and non-Medicare case counts with related information

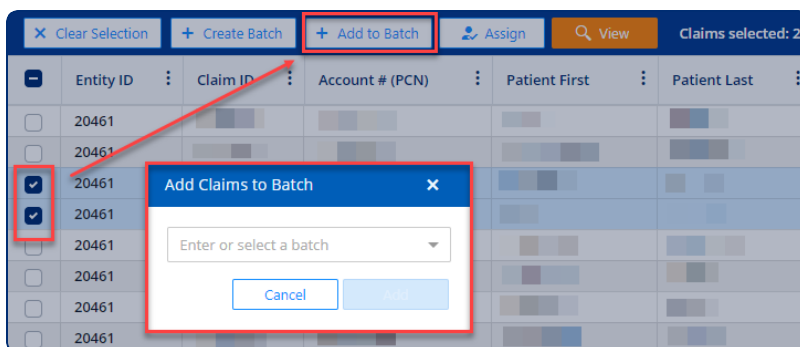
June 17, 2021

Ability to add claims to batches

You can now add claims to an existing batch using the **Add to Batch** button on your **Action** bar.

To add claims:

1. Select one or more claims on your **Claims** table.
2. Click the **Add to Batch** button.
3. Enter or select a batch name.
4. Click **Add**.



New comment reports available

The following new reports have been added to the **Reports** page. The reports allow you to look for audit processing trends.

- Inpatient Claim Level Comments
- Inpatient Code Level Comments
- Outpatient Claim Level Comments
- Outpatient Code Level Comments

Return to Reports			
	Audit Change Principal Reason	Comment	Comment Date
		other note	2021-02-26
		Test note	2020-10-08
		test notes	2020-10-09
		test	2021-02-23
		test note	2021-02-25

June 3, 2021

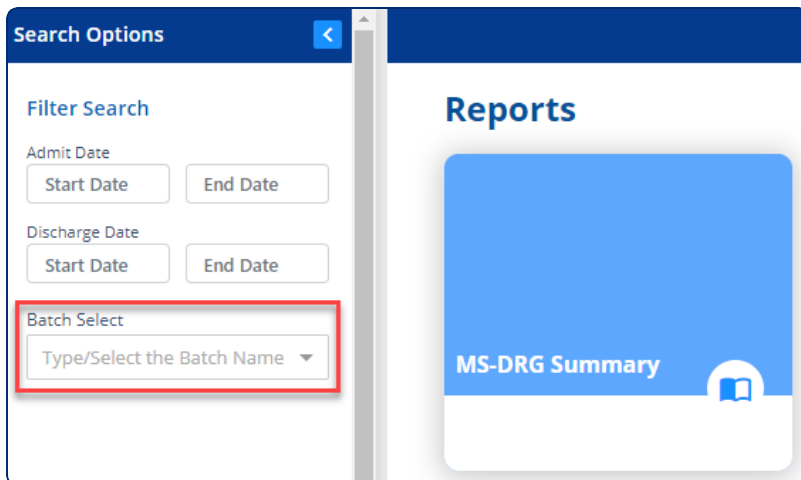
Add Validation Indicators to deleted codes

You can add a **Validation Indicator** to a deleted code in your **Audit** pane to indicate why it was removed. Click in the **VI** column for the code to select from a drop-down list.

CPT/HCPCS							
	Modifiers	Service Date	Units	Provider	VI	Notes	Actions
ollowing: Cholesterol, seru...		11/26/2019	1	DOMINGUEZ,...			
		11/25/2019	1				
(Hgb, Hct, RBC, WBC and pl...		11/25/2019	1	ABRAHAM, D...			
re		11/25/2019	1	Type...			
el must include the followi...		11/25/2019	1				
Enter CPT/HCPCS Code...				OPV120 E/M Level Confirmed as Coded (Default)			
				OPV121 Revise E/M Level			
				OPV122 Remove E/M Code			
				OPV130 First			
				OPV131 Revise First			
				OPV132 Remove First			
Procedures							
Code	Description	Provider					
10D0020	Extraction of Products of Conc...						

Batch specific reports available

You can now produce reports for the specific set of claims in a **Batch**. After opening a report, enter or select a **Batch Name** in the **Search Options** pane **Batch Select** box, then click **Search**.



May 20, 2021

Populating your Claims table

The claims that display in your **Claims** table belong to an **Entity**, or organization that owns the set of claims. If you only have access to one **Entity**, then its claims automatically display in your table when you open VitalAuditor. If you have access to multiple entities, then you must select one in the **Select Entity** box to display its claims in your table.

To select an **Entity**:

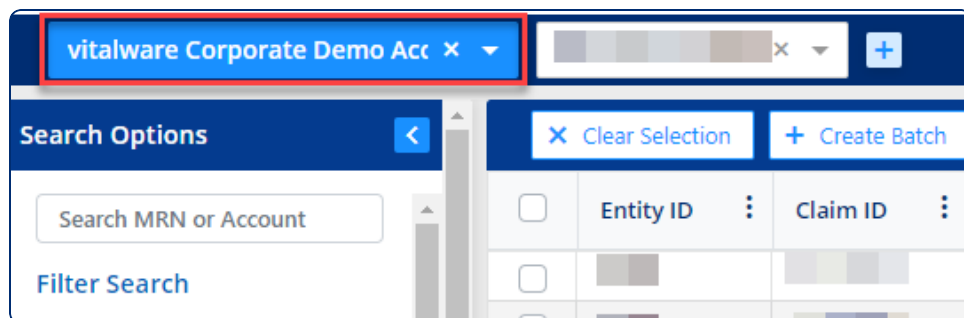
1. Click the **Caret** icon in the **Select Entity** box on the left side of your toolbar.
2. Select an **Entity** from the drop-down list to display its claims on your table.



Blue Entity box indicates entity in focus

When you have opened multiple entities on your **Claim Results** page, the blue **Entity** box indicates which claims are in focus (visible on your table).

Click on any **Entity** box to bring its claims into focus.



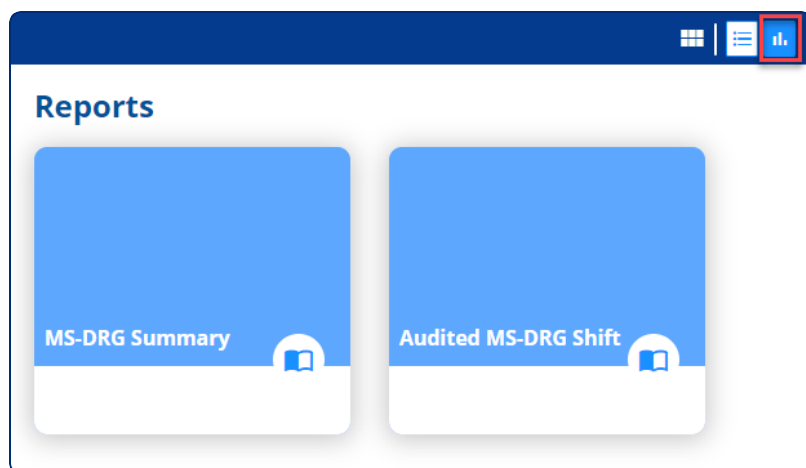
New Reports page and reports available

A new **Reports** page and two new reports are available in VitalAuditor. Open the **Reports** page by clicking on the **Reports** icon in your **Action** bar.



To open and populate a report:

1. Click a **Report** tile.
2. Click **Search** in the **Search Options** pane to populate your report based on the last 30 days of admit dates (default), or enter your own dates and click **Search**.



The following reports are available on the page:

- MS-DRG Summary - summary of original DRG's

Return to Reports						
MS-DRG	DRG Description	All Claims	Medica...	Non-Me...	Relative Weight	Reimbursement
378	GASTROINTESTINAL ...	1	0	1	0.9932	\$5,920.65
392	ESOPHAGITIS, GASTR...	3	1	2	0.7644	\$13,242.39
470	Deviated nasal septum	2	1	1		\$22,820.18
690	KIDNEY AND URINAR...	2	1	1	0.7922	\$9,167.96
795	NORMAL NEWBORN	1	0	1	0.1905	\$1,085.71
853	INFECTIOUS AND PAR...	2	0	2	4.9446	\$58,951.40
871	SEPTICEMIA OR SEVE...	3	1	2	1.8682	\$33,092.09
981	Toxic effect of petrol...	1	0	1		\$26,030.93
999	UNGROUPABLE	1	0	1	0	\$0.00

- Audited MS-DRG Shift - original and audited DRG comparison

Return to Reports							
Original DRG	Original D...	Total Original DRG \$	Audited DRG	Audited D...	Audited ...	Total Au...	Total DR...
392	ESOPHAGITIS, G...	\$8,828.26	981	Toxic effect of ...	2	\$52,061.86	\$43,233.60
871	SEPTICEMIA OR ...	\$22,273.84	853	INFECTIOUS AN...	2	\$58,951.40	\$36,677.56
392	ESOPHAGITIS, G...	\$4,414.13	871	SEPTICEMIA OR...	1	\$11,136.92	\$6,722.79
853	INFECTIOUS AN...	\$29,475.70	871	SEPTICEMIA OR...	1	\$11,136.92	(\$18,338.78)
981	Toxic effect of p...	\$26,030.93	871	SEPTICEMIA OR...	1	\$11,136.92	(\$14,894.01)

Click **Return to Reports** to return to the **Reports** page, and click the **Table** view icon to return to the **Case Results** table.

May 6, 2021

Ability to update Provider added

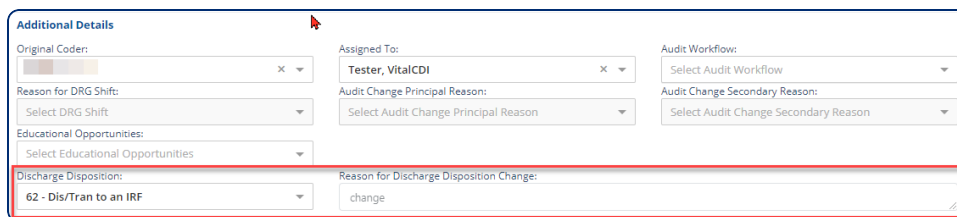
The **Provider** column in the **CPT/HCPSCS** section of the **Audit** pane can now be updated as needed. Click in a cell to enter or select a provider from the drop-down list.

CPT/HCPSCS					
	Modifiers	Service Date	Units	Provider	VI
e following: Chol...		11/26/2019	1	DOMINGUEZ,...	
		11/25/2019	1	SMI	
ed (Hgb, Hct, RB...		11/25/2019	1	smith, john	
cture		11/25/2019	1		
panel must inclu...		11/25/2019	1		

Discharge Disposition added to Audit Details

Discharge Disposition and **Reason for Discharge Disposition Change** boxes have been added to the **Audit Details** section. **Discharge Disposition** displays the original disposition, and can be updated by selecting from the drop-down list. If you change the disposition, type the reason in the **Reason for Discharge Disposition Change** box.

In addition, the original and audited discharge dispositions are displayed in the upper-right corner of the **Audit Details** section.



Additional Details

Original Coder: [x] Assigned To: **Tester, VitalCDI** [x] Audit Workflow: Select Audit Workflow [v]
Reason for DRG Shift: Select DRG Shift [v] Audit Change Principal Reason: Select Audit Change Principal Reason [v] Audit Change Secondary Reason: Select Audit Change Secondary Reason [v]
Educational Opportunities: Select Educational Opportunities [v]
Discharge Disposition: **62 - Dis/Tran to an IRF** [v] Reason for Discharge Disposition Change: **change** [v]

April 22, 2021

New Outpatient audit flag added

An **FL** flag in the **Diagnosis** section **Flag** column indicates the first listed diagnosis code in an Outpatient claim. The flag displays after you validate.

Diagnoses			
Flag	Code		Description
FL	Z12.31		Encounter for screening mammogram for
	R92.1		Mammographic calcification found on d
	Z98.890		Other specified postprocedural states
	Z85.3		Personal history of malignant neoplasm

Diagnosis order added to Professional claims

A new **P** (Position) column is added to the audit **Diagnoses** sections of Professional claims. The column values indicate the order of diagnosis in the claim.

Diagnoses		
P	Code	Description
1	Z47.1	Aftercare following joint replacement surgery
2	Z96.651	Presence of right artificial knee joint
3	I10	Essential (primary) hypertension
4	E78.5	Hyperlipidemia, unspecified

Admit DX relabeled in Outpatient claims

The **Admit DX** box on the audit **Diagnoses** section headers is relabeled **Reason for Visit** to more accurately reflect outpatient terminology.

Diagnoses			Reason for Visit: Z12.31
Flag	Code	Description	
FL	Z12.31	Encounter for screening mammogram for malignant neoplasm ...	
	R92.1	Mammographic calcification found on diagnostic imaging of bre...	

Professional CPT/HCPCS column relabeled

The **Diag(S)** column in the **CPT/HCPCS** sections of Professional claims is relabeled **DXP** (Diagnosis Pointer) to more clearly indicate that it is a pointer.

CPT/HCPCS				
Rev Code	POS	DXP	Code	Description
			G0151	Services performed by a qual...
			G0152	Services performed by a qual...
			G0151	Services performed by a qual...
			G0151	Services performed by a qual...

April 8, 2021

Audit Comparison section updated

The claim MS-DRG **Description** has been added to the **Audit Comparison** section available on Inpatient **Audit Details** panes.

Audit Details				
	MS-DRG	Description	APR-DRG	Description
Original	-	-	-	-
Audited	981	Extensive O.R. procedu...	-	-

Search options added to Advanced Search

The following search options have been added to the **Advanced Search** pane to assist with your searches:

- **Code Select** - allows you to enter or choose from a drop-down list of codes
- **DRG Select** - allows you to enter or choose from a drop-down list of codes
- **Number of Random Claims** - allows you to enter the number of random claims you would like to display that meet all your search criteria.
- **Percentage of Random Claims** - allows you to enter a percentage of random claims you would like to display that meet all your search criteria

Advanced Search

Patient Type

☐ Inpatient
☐ Outpatient
☐ Professional

Column Search

Field

Condition

Criteria

Select a Field

Select a C...

Add the Criteria

Code Select

DRG Select

Search Code

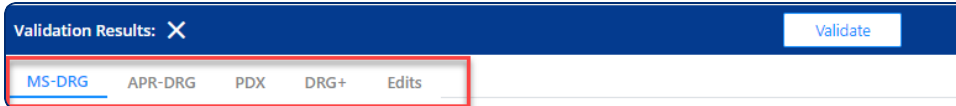
Search DRG

Number of Random Claims

Percentage of Random Claims

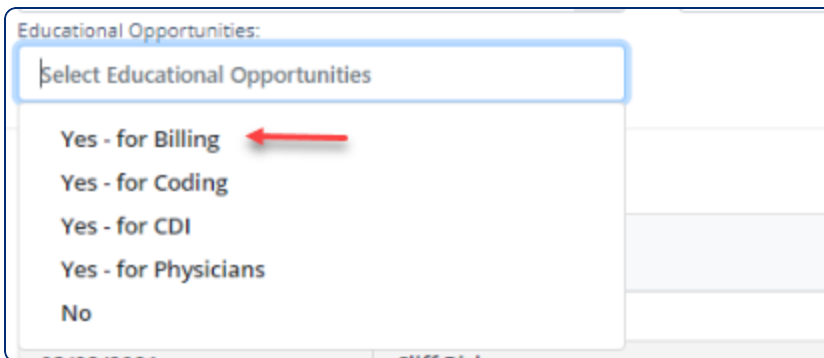
Validation tab style updated

The information tabs in the **Validation** pane have an updated style as part of a style standardization initiative.



Educational Opportunities list option added

A **Yes - for Billing** option has been added to the **Educational Opportunities** drop-down list in the **Audit Details** section.



March 25, 2021

New Auditor column added

A new **Auditor** column has been added to your **Claims** table. The new column values indicate the name of the auditor assigned to a claim. The names are populated using any of the following methods:

- Automatically loaded from a client-provided data file.
- Manually entered using the **Assign** button on the **Claims** table **Action** bar.
- Manually entered on the **Claim Details** screen in the **Audit Details** section **Assigned To** box.

DRG Shift Reason	Original Coder	Auditor
		Tester, VitalCDI

Professional Validation Results improved

A **CCI** edits tab has been added to the **Validation Results** pane for Professional claims to provide **Coordinated Care Initiative** information.

Validation Results: X
Validate

CCI

LCD/NCD

Edits

G0151 HCPCS
No PTP CCI Issues.

71045 CPT
No PTP CCI Issues.

Advanced Search pane updates

The following **Advanced Search** pane updates have been implemented:

- **Patient Type** (Inpatient, Outpatient, Professional) check boxes have been added to the pane.
- When using **Between** as a **Condition**, the first **Criteria** value entered must be less than the second value, and the first date entered must be earlier than the second date.

Advanced Search
<

Column Search

Field

Condition

Criteria

Admit D...

Betw...

2021-Mar-08

2021-Mar-15

Add New

Column label updated

The **Workflow State ID** column on the **Claims** table has been relabeled **Audit Workflow** to more accurately reflect the field value.

Primary Payer ID	Audit Workflow	DRG Shift
22000		No
17006		No
22000		No
22000	Completed	No
22000	Completed	No

Improved search experience

You can now initiate a search in the **Search Options** pane and the **Advanced Search** pane by clicking the **Search** button at the bottom of the panes, or by clicking **Enter** on your keyboard.